



# IDEAL® FISH TAPE LINE

## INSTRUCTIONS

### E-CLASS™ FISH TAPES

#### How to Replace Eyelet

##### Fish Tape Preparation

Proper preparation and stripping of E-Class™ Fish Tape is critical to the strength of the eye-to-tape connection..

1. Cut back damaged end with Side-Cutting Pliers (Figure 1).
2. Strip outer blue nylon jacket with stripper (using 10 AWG solid hole) exposing fiberglass (Figure 2). IDEAL recommends using 45-292 or 45-092 Stripmaster® Wire Stripper.
3. Pulling eye strip length to be 1”.

##### Gluing Eyelet

1. Apply industrial adhesive (supplied with repair kit) to both fiberglass core and the blue nylon jacket (Figure 3).
2. Insert stripped end into eye. Fish tape jacket must bottom-out in eye, and fiberglass end must extend completely to the edge of the eye hole (Figure 4).

Allow adhesive to cure for 24 hours before use.

#### Ordering Information


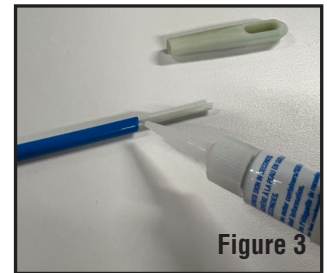


Cat. No.	Length (ft.)	Case Size (in.)	Strength (lbs.)	Eyelet
31-046	100	12	350	Molded Plastic Eyelet - Glow-in-the-Dark
31-048	200	16		

Cat. No.	Description
31-044	E-Class™ Repair Kit

#### Warnings

- Always use approved safety glasses when using this product.
- Do **NOT** use on or near live circuits or near energized equipment. Electrical shock may occur causing injury or death. Make sure all power is off.
- Do **NOT** use pliers or other tools that may kink, damage, or weaken the E-Class™ Fish Tape.
- Do **NOT** attempt to use fish tape that is fractured, has multiple ends or has a damaged jacket.
- Keep the fish tape wound in the reel to prevent damage to the tape.
- Use this product in a safe work position to prevent loss of balance.
- Never remove the screws from case while fish tape is coiled inside the reel.

#### Full-Line of IDEAL® Fish Tapes



**! WARNING:** Cancer and Reproductive Harm - [www.P65Warnings.ca.gov](http://www.P65Warnings.ca.gov).

**Warranty:** [www.idealind.com](http://www.idealind.com)

#### IDEAL INDUSTRIES, INC.

Sycamore, IL 60178, U.S.A.

800-435-0705 • [www.idealind.com](http://www.idealind.com)

**ND 9649-1**

Made in U.S.A. of US and global components.